

CROP RECOMMENDER SYSTEM USING MACHINE LEARNING

¹Mrs. Y. NAGA LAVANYA,²DONGALA DEEPTHI,³KATKAR AKSHATHA,⁴BANDHELA SHRAVANI, ⁵KALLURI AKSHAY

¹Assistant Professor, Dept. of IT, TKR College of Engineering and Technology, Meerpet, Hyderabad,

ynagalavanya85@gmail.com

^{2,3,4,5}BTech Student, Dept. of IT, TKR College of Engineering and Technology, Meerpet, Hyderabad

deepthidongala12@gmail.com, akshukatkar1@gmail.com, dollyrao18@gmail.com,
akshaykalluri1807@gmail.com

Abstract: A large section of the Indian population considers agriculture as their primary occupation. Plant production plays an important role in our country. Low yields of good crops are due to excessive use of regular fertilizers and inadequate fertilizers. The proposed IoT and ML machine has been enabled for soil testing using sensors based entirely on measurement and observation of soil parameters. This system reduces the likelihood of soil degradation and allows crop health to be maintained. Different sensors with soil temperature, soil moisture, pH and NPK are used to monitor soil temperature, humidity and pH, and soil NPK vitamins, respectively. The data obtained by these sensors are stored in a microcontroller and analyzed using a system for learning algorithms such as Random Forest based on guidelines for the best crop are made. This paper also has a process that concentrates on using a K-nearest neighbors (KNN) as the main method of recognizing if the plant is at risk of a disease or not.

Keywords: Machine Learning, Convolutional Neural Network, Nitrogen-Phosphorus-Potassium, Crop Recommendation.

I. INTRODUCTION

Agriculture is a vast region for the Indian economy and human survival. It is one of the basic occupations that are very important for human life. It also

contributes greatly to our daily existence [1]. In most cases, farmers commit suicide due to reduced yields because they cannot repay the bank loans taken for farming

activities [2]. We have seen in the current situation that the climate is constantly changing, which is harmful to plants and leads farmers to debt and suicide. It can mitigate by using various mathematical or statistical techniques on the information. With the help of these techniques, we can advise the farmer to get a satisfactory crop of his agricultural land to get maximum benefit. to gain. Today, agriculture in India is very advanced. "Website specific" farming is the key to proper farming. Although health-related agriculture has improved, it still faces positive challenges. Healthy agriculture plays a key role in plant recommendation. The recommendation of plants is based on different parameters. Healthcare agriculture specializes in setting these parameters in site-specific ways to detect problems. Not all results provided by Health Agriculture are accurate down to the bottom line. In agriculture, however, it is important to have accurate and unique recommendations because, in the event of mistakes, this can result in a large amount of fabric and loss of capital. Much research is being finalized to obtain an accurate and more efficient model for crop forecasting.

In the proposed tool, environmental parameters, including rainfall, temperature, and state, are considered geographical areas and soil characteristics, including

soil type, pH value, and vitamin concentration. Yes, to suggest a suitable crop. In addition to this, if the farmer chooses the right crop for the consumer, he will get a forecast of additional production. The aim is to develop a robust version of a particular country to provide accurate and accurate crop sustainability predictions for a specific type of land and climatic conditions, providing appropriate crop recommendations in this area so as not to harm the farmer further. Estimates of losses and income of various crops are mainly based on the previous year's statistics.

The proposed device is implemented through the study of systems, one of the applications of artificial intelligence that allows systems to be mechanically studied and developed without the help of a programmer. This will allow the accuracy of the program to move forward without human intervention. Many researchers are exploring this area to help farmers choose the appropriate crop in the selection below that considers various factors such as physical, environmental and financial factors.

Artificial neural networks are used to select crops with high yield rates [1], before planting, based on crop classification Decision Tree Learning-ID3 (Iterative Dichotomiser 3) and KNearest

Neighbors Regression algorithms. It was done on Crop functions based on random forest algorithms, and BigML was analyzed. Machine learning algorithms are designed to prevent the effects of water pressure on plants and provide strict and fast selection principles used in predicting plant conditions. Machine learning techniques were used to calculate plants' value and intelligent systems to provide real-time suggestions. Several packages of gadget mastering algorithms in agricultural production frameworks have been surveyed in this work. It used other AI-powered systems to offer crop control suggestions. It can use deep learning techniques to get better yields in the crop. This article uses real-time month-to-month seasons to design green production forecasting methods. A non-parametric statistical model was introduced with non-parametric regression techniques to implement the prediction method.

II. LITERATURE SURVEY

Kumar, Y. et al[3] It can obtain crop production predictions of the proposed device from historical data, including temperature, humidity, pH, rainfall, and crop name. This system will preserve the maximum variety of crops in unique districts of India. With this proposed machine, we will predict the best crop according to the weather conditions of the

field. This crop prediction can be accomplished using random forest algorithms and selection trees. An excellent accurate value is obtained using the random jungle set of rules. More accurate results gave more benefits to crop production.

Suresh, G et al. [4] This proposed tool is used to discover specific cultures according to the specific information provided. A support vector machine (SVM) has resulted in greater accuracy and productivity. This research paper mainly worked on two datasets: Place Statistics Patterns and Crop Statistics Sample Dataset. A crop was recommended according to its nutritional values (N, P, K, and PH) using this proposed tool and, in addition, the available nutritional values and the fertilizer required for the specific crop. Such as rice, corn, black gram, carrot and radish.

Reddy, D et al. [5] the proposed device worked on 3 parameters: soil characteristics, soil types and crop production record collection based primarily on the parameters that suggest the right crop for the farmer. The proposed device works on unique system learning algorithms such as Random Forest, CHAID, K-Nearest Neighbor, and Naïve Bayes. We can predict specific crops under specific climatic conditions and kingdom

and district values using this proposed machine. Therefore, our proposed work will help farmers plant the right seed to increase the country's productivity, mainly based on the needs of the land.

Rajak et al. [6] This proposed technique is mainly used to determine specific crops based on a soil database. The proposed machine worked on various plants such as peanuts, beans, cotton, vegetables, bananas, rice, millet, sugarcane, coriander, and other properties such as depth, texture, pH, soil colour, permeability, drainage, water maintenance and reduction. The proposed device worked on various device control classifiers such as Helper Vector Device (SVM), ANN, Random Forest, and Naïve Bayes. The term could be proposed for accurate site parameters with accuracy and performance. This studio painting can help farmers increase agricultural productivity, prevent soil degradation on cultivated land, reduce chemical use in crop preparation, and use environmentally friendly water resources.”

Doshi et al. [7] In this research work, they developed an intelligent system called Agro Consultant. The proposed system can be divided into two subsystems: i) crop forecasting and ii) precipitation forecasting. The proposed system consists of five essential items (millet, millet, maize, rice and wheat) and fifteen basic items (barley,

cotton, peanuts, gram, jute, various beans, potatoes, ragi, tur, rapeseed and mustard, sesame, soybean),) Works on. Sugarcane, sunflower, tobacco) Plants and some attributes include soil type, aquifer thickness, soil pH, topsoil thickness, rainfall, temperature, and location parameters. The proposed system implemented specific systems mastering algorithms such as the Decision Tree, K-nearest neighbour (K-NN), Random Forest, Neural network, and a multi-label class. The proposed system achieved an accuracy of 71% using the rain forecast model and 91.00% accuracy using neural network algorithms in the crop forecasting system.

Kulkarni et al. [8] The proposed system recommends the right crop based entirely on soil type and unique characteristics, such as average rainfall and soil temperature. The proposed machine worked on several machine learning algorithms, such as Random Forest, NaiveBase, and Liner SVM. This crop advisory machine-classified the input soil dataset into the recommended crop type, Kharif and Rabi. Using this proposed system, he completed 99.91% accuracy.

III. PROPOSED MECHANISM

In our proposed investigation, each environmental and soil parameter has been considered. A certain form of soil will

support the crop, while weather conditions will not guide it, thus affecting the yield. The universal operation of the proposed device is shown in Figure 1.

A. DATA ANALYSIS

This is an attempt to find out if there is any connection between the different attributes in the dataset.

Acquisition of Training Dataset:

Various datasets are fed into the system from the official website [16] and Kegel [17]. The data set consists of i) Production Dataset: This dataset includes the production of 16 major crops grown per kilogram per hectare in all the states. Zero yields indicate that the crop is not grown in the country concerned. ii) Crop cost data set: This record set gives the price of each crop in rupees. By hectare iii) Modal rate of vegetables: This dataset provides general market prices of this vegetable for two months. iv) Standard Price of Vegetables: This dataset provides the current market rate of crops at Rs. Per hectare. V) Soil Nutrient Dataset: This dataset consists of five columns with attributes in the order of status, nitrogen content, phosphorus content, potassium content and general pH. Vi) Rainfall temperature data set: This data set includes plants, maximum and minimum rainfall, maximum and minimum temperature,

maximum and minimum rainfall and pH values. Revenue analysis is conducted using crop price, market charge, current price and production data set. It is being done as a first step in understanding how earnings will significantly impact crop forecasting. Profit is calculated for each crop grown within the country and sets a value of -1 for states where a given crop has 0 or no production.

DATA PREPROCESSING

This step involves changing the null and 0 values for the output using -1 so that it does not further affect the general prediction. Further, the set of data must be encoded to be fed into the neural network. Data pre-processing is important because it allows records to be refined and adapted for use in device learning algorithms. The focus in pre-processing is on eliminating any lost or misplaced records and dealing with any lost values. The values in the dataset are in string format. It must be converted to numeric values to leave input in the neural community. In addition, to reduce the number of records in the linear regression model, plants are being filtered primarily based on the gift of specific vitamins and nutrients in the soil. If the nutrients in the soil are less than the required amount due to the use of crops, then the relevant crop can be wasted, in

which school time has been greatly reduced.

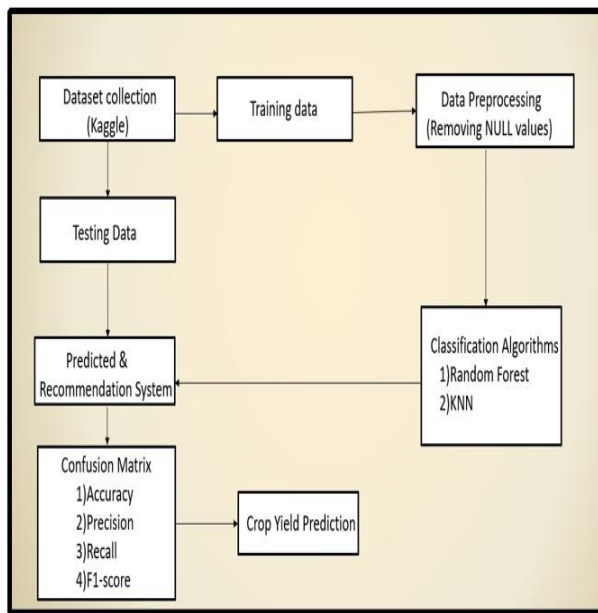


Fig.1 Crop Recommendation System

Random Forest (RF)

Random Forest is a set of ML rules. In the case of education, more than one selection is traced, and the output will be divided based on the training range, i.e. type, class prediction, i.e. regression. The number of bushes is proportional to the accuracy of the forecast. The data set includes rainfall, perception, temperature, and yield elements. These factors in the dataset are used for schooling. Only two-thirds of the data set is considered. The rest of the dataset is used for experimental purposes. The Random Woodland algorithm has 3 parameters, such as the n tree, that defines the n range of shrubs that need to be grown m Effort: Specifies the number of variables

that need to be taken into the node split. Node Size: In terminal nodes, it indicates the number of observations we should receive.

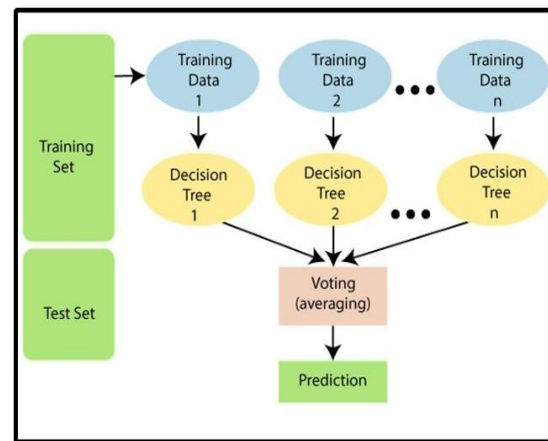


Fig.2 Random Forest

K NEAREST NEIGHBOUR

The k-nearest neighbors‘algorithm (K-NN) is a nonparametric method for classification that is used in N pattern recognition., The result is class membership! A majority vote of its neighbors classifies an object, with the object assigned to the class most common among its k nearest neighbors (k is a positive integer,, typically small).. If k = 1, the object is simply assigned to the class of the object's single nearest neighbor.

IV. EXPERIMENTAL RESULTS

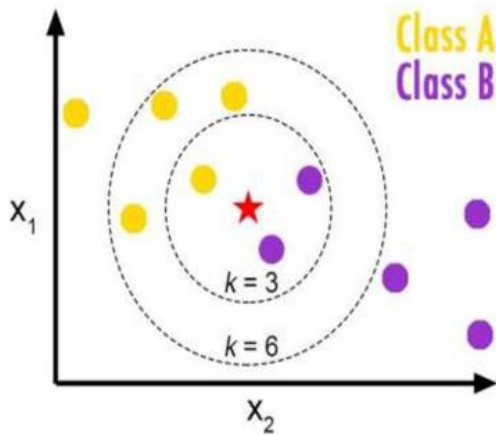


Fig.2 KNN

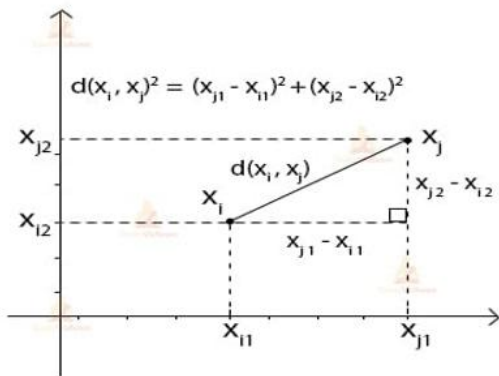


Fig.3 Euclidean distance

V. CONCLUSION

In conclusion, a useful tool for giving farmers precise recommendations is the crop recommendation system that makes use of the random classifier and KNN algorithm. While the random classifier employs a random selection process to offer a variety of recommendations, the KNN algorithm may categorize crops based on shared traits and patterns. When these two algorithms are combined, crop suggestions are more accurate and less

biased. Farmers that use this approach can boost their earnings and decrease crop losses. All things considered, enhancing farming methods and encouraging sustainable farming can be accomplished with the help of the crop recommendation system that makes use of the random classifier and KNN algorithm. To increase the accuracy and efficiency of this system, further research and optimization of these algorithms are needed.

REFERENCES

[1] R. Kumar, 2015, "Crop Selection Method to maximize crop yield rate using machine learning technique", pp. 138-145

[2] H. Lee and A. Moon, 2014, "Development of yield prediction system based on real-time agricultural meteorological information", pp. 1292-1295.

[3] T.R. Lekhaa, 2016, "Efficient Crop Yield and Pesticide Prediction for Improving Agricultural Economy using Data Mining Techniques".

[4] Kumar et al. 2020, "Supervised Machine learning Approach for Crop Yield Prediction in Agriculture Sector.", pp. 736-741.

[5] Nigam, 2019, "Crop yield prediction using machine learning algorithms", pp. 125-130, IEEE.

- [6] Medar, and Shweta Shweta, 2019, "Crop yield prediction using machine learning techniques.", pp. 1-5. IEEE
- [7] . Jain, Sonal, and Dharavath Ramesh. 2020, "Machine Learning convergence for weather based crop selection.", pp. 1-6. IEEE.
- [8] . Gandge, Yogesh, 2017, "A study on various data mining techniques for crop yield prediction.", pp. 420-423.
- [9] . Suresh and M. Ramalatha, 2018, "Prediction of major crop yields of Tamilnadu using K-means and Modified KNN", pp. 88-93. IEEE